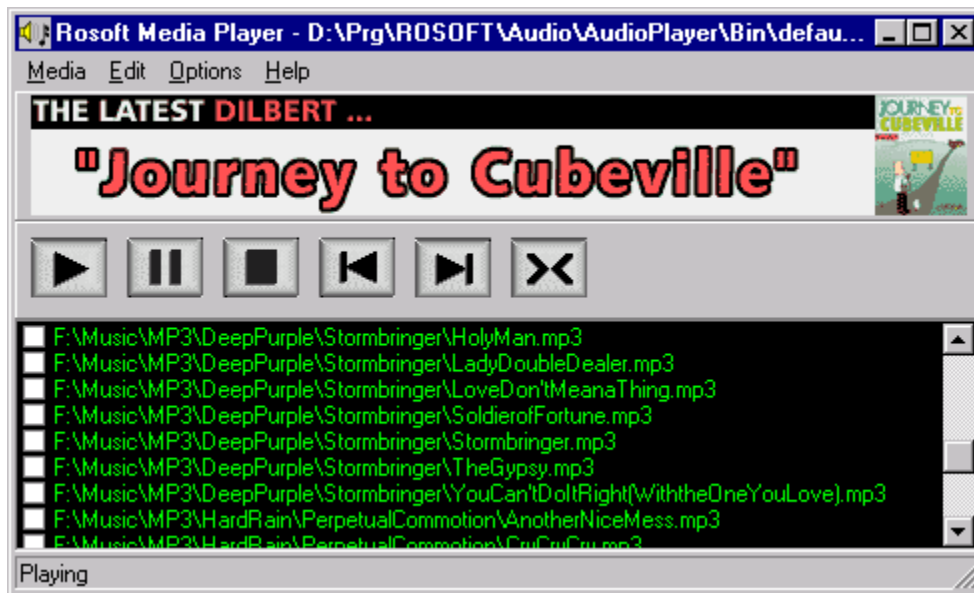


Rosoft Media Player

Welcome to Rosoft Media Players Help file.



Rosoft Media Player is a program for playing media files such as wav, mp3, mov and more.

Rosoft Media Player uses windows MCI interface so you need the to have CODEC's installed to be able to play the files.

Please chose one of the following help pages:

[\[Media Menu\]](#), [\[Edit Menu\]](#), [\[Options Menu\]](#), [\[Help Menu\]](#), [\[Buttons\]](#),
[\[Media List\]](#), [\[Status Bar\]](#), [\[The Banner\]](#)

[\[Register\]](#), [\[Support\]](#)

Load Media List



New

Create a new empty Media List.

Load

Load an existing Media List.

For more information see the dialog Load Media List.

Search

Search a directory and its sub directories for media files.

For more information see the dialog Search Media List.

Save

Save the Media List in the file given by the header of the Main Window.

Save As

Save the Media List as a new file or over write an existing file.

For more information see the dialog Save Media File.

Delete

Delete the Media List File.

Exit

Exit the program.

File Extension

File extension

These are the file extensions you can use.

RML

This extension represents a file type created by Rosoft Engineering. By using this extension you will save if a file is checked or not. That is: If the file is checked it is not included in the random list.

MPU

MP3 Unit file. This is a file extension used by Xing and others. Generally it is an ordinary text file.

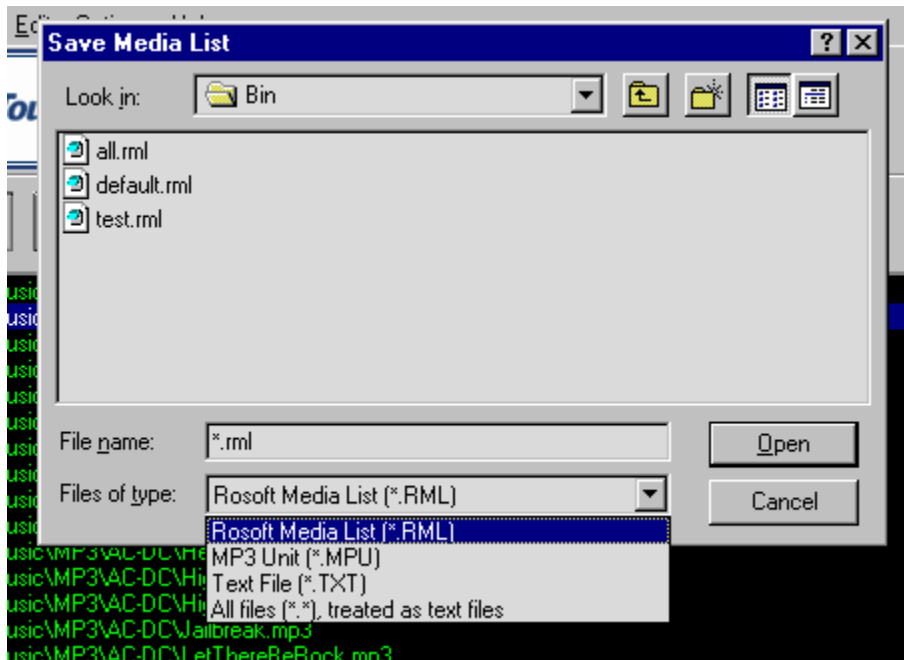
TXT

This extension is of course the standard text format. The file type is the same as for MPU files.

.

Any extension. With this extension the files is stored as an ordinary text file just as with the file extensions TXT and MPU.

Load Media List



[File Extension]

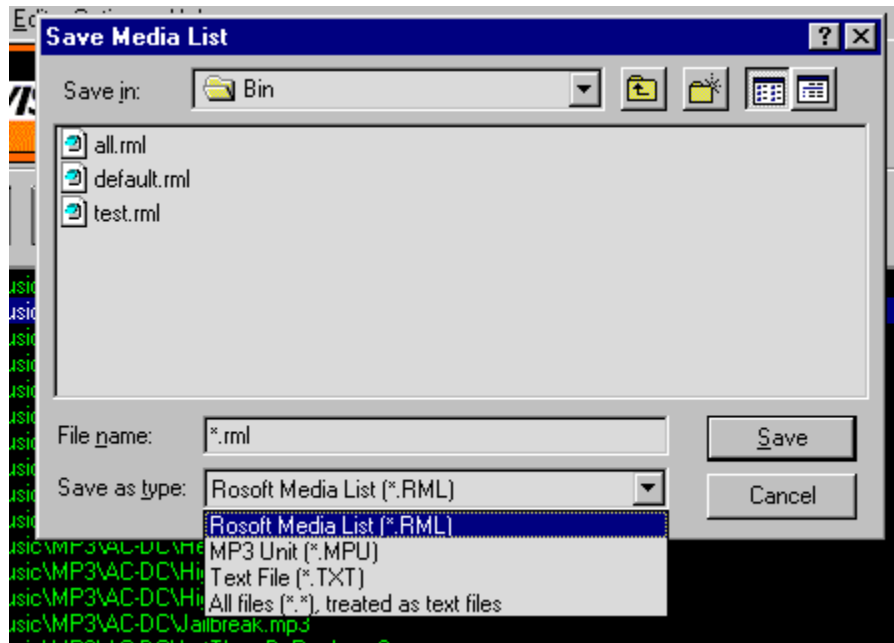
Open

Open the selected file.

Cancel

Exit the dialog without opening any Media List.

Search Media List



[File Extension]

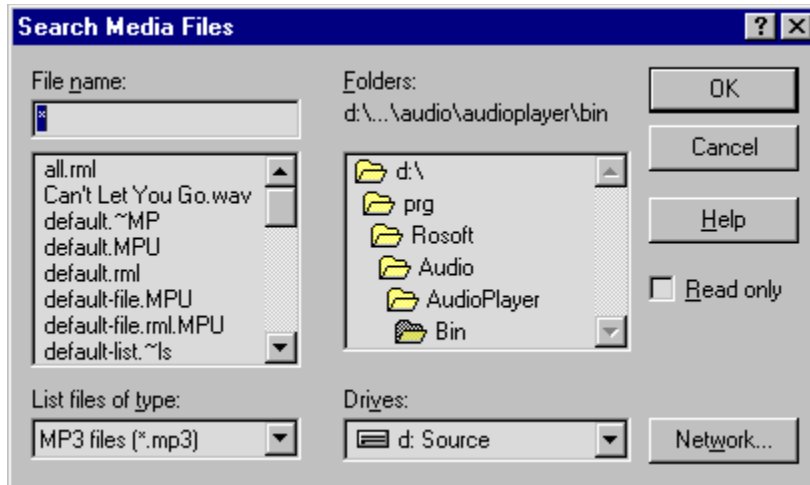
Save

Overwrite the selected file or create the file if it doesn't exist

Cancel

Quit without saving the Media List.

Save Media List



[File Extension] List files of type.

OK

Search and add all files with the selected File Extension.

Cancel

Quit without saving the Media List.

Read Only

Pecified that you can not save the file but cannot make changes to it.

Network

Click this to connect to a network.

Edit Menu



Add

Add one or more files to the Media List.

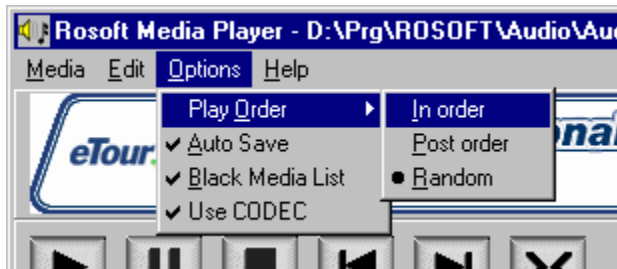
Remove

remove the file selected in the Media List.

Remove All

Remove all files from the Media List.

Options Menu



Play Order

In Order

When this option is selected the program play the media files in order. After a file has finished the program select the next file from the Media List.

Post Order

When this option is selected the program play the media files post order. After a file has finished the program select the previous file from the Media List.

Random

When this option is selected the program play the files in random order. Once a track has been played it will not be played until all tracks in the list has been played.

Auto Save

When this option is selected, the program saves the options and Media List.

Black Media List

When this option is selected the Media List has black background and green text. If this is option is not selected the Media List has white background and black text.

Using CODEC or Not Using CODEC

If Using CODEC the program are using any of the installed CODEC.

Note: For this option there must be a CODEC installed for the media format you want to use.

If you don't use any CODEC you can only play audio files of type wav and mp3. This options is only available in the registered version of Rosoft Media Player.

Help Menu



About

Open the About Form.

Index

Open a list of the index in this help file.

CODEC

A CODEC is generally a device driver for wave file which are installed in the operating system. Every program that supports all installed wave formats can use this CODEC. For example you can use Fraunhofers IIS Mpeg Layer 3 CODEC to encode and decode wave files and this way make them 10 to 12 times smaller.

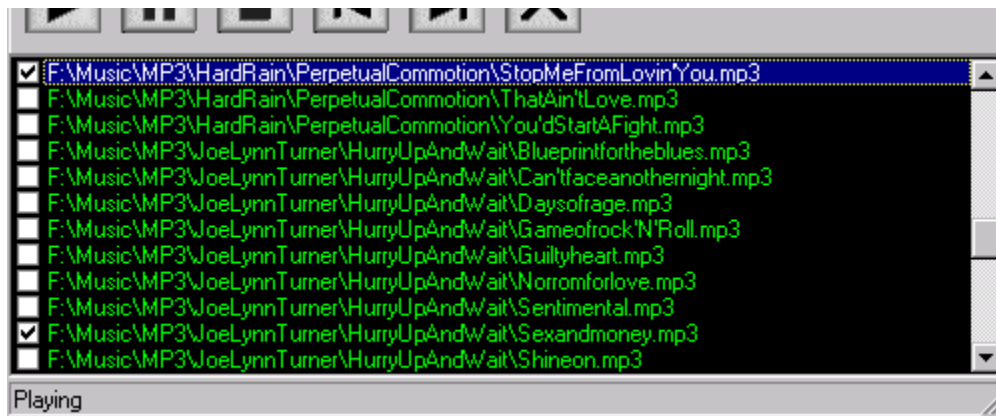
MP3

I guess most people have heard about mp3. For those who haven't I will try to get a short introduction.

mp3 is a way to compress digital audio. Digital is impossible to compress if you want the uncompressed information to be unchanged. Therefore you must cheat a little bit when compressing digital audio. The only way is to split the audio signal into frames. For every frame you then must find the frequencies and their values. Many frequencies can be removed because you do not hear them. For example, man can only hear two signals at the same time if the differences between them are less than 50 dB, that is if one signal is 90 dB every signal less than 40 dB can be removed since you never hear those signals. At least a normal person doesn't hear them. There is only one type of songs where I have heard the difference and that is songs with slide or steel guitar. So if you are a trained musician and have good hearing and also have a really good sound board, maybe you should be able to hear the difference.

In mp3 files you simply save what frequencies, their values and how long they are.

Media List



About Form



This form will in the future show more information and more links. Press homepage to get to Rosoft Media Players homepage.

Buttons



Play the file selected in the Media List.



Pause the file playing.



Stop file track playing.



Stop the track and move to the previous file.

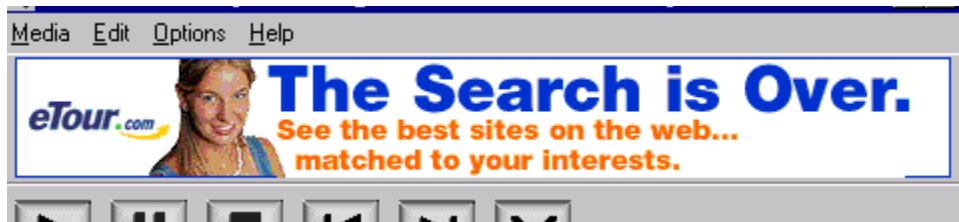


Stop the track and move to the next file. If In Order is selected the program moves to a random file from the list. Once a track has been played it will not be played until all tracks in the list has been played.



Close the media file selected in the Media List or the medial file which are playing.

The Banner



This banner is the reason for making the program a freeware or as it often is called adware.

Adware is program distributed free of charge for the customers. The developers and distributors get paid for every ad shown in the program. A single banner doesn't give much money but as the programs often are freeware they are widely used and this way it generates more money.

Example of adware programs are Go!Zilla, Quite FTP and of course Rosoft CD Extractor.

The ads (commercial) is downloaded from Internet whenever you are connected to the Internet and not are using the Internet. For example when you read some ones homepage. The ads are then displayed by a program supporting the downloading application.

Our partner in advertising is Aureate Media. You can fins information about Aureate Media at www.aureate.com

The status panel show which status the medial player is in.

Not available in beta version.

Send emails to support@RosoftEngineering.com

